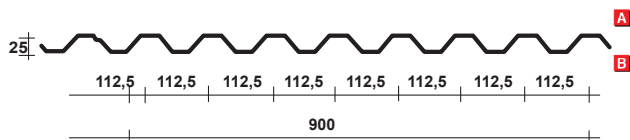
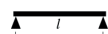


GENUS 900




acciaio

spessore (mm)	peso (Kg/m ²)	Jxx (cm ⁴ /m)	Wxx (cm ³ /m)
0,50	5,23	5,46	4,35
0,60	6,28	6,61	5,27
0,80	8,37	8,86	7,06
1,00	10,47	11,03	8,80




spessore (mm)	interasse cm								
	60	80	100	120	150	200	225	275	300
0,50	1515	778	398	230	118	-	-	-	-
0,60	1835	942	482	279	143	60	-	-	-
0,80	2459	1262	646	347	192	81	57	-	-
1,00	3063	1572	805	466	238	101	71	-	-



spessore (mm)	interasse cm								
	60	80	100	120	150	200	225	275	300
0,50	1986	1117	715	497	295	124	87	-	-
0,60	2405	1353	866	601	357	151	106	58	-
0,80	3224	1814	1161	806	479	202	142	78	60
1,00	4015	2258	1445	1004	596	252	177	97	75

alluminio

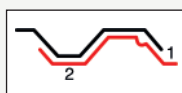
spessore (mm)	peso (Kg/m ²)	Jxx (cm ⁴ /m)	Wxx (cm ³ /m)
0,60	2,16	6,61	5,27
0,70	2,52	7,74	6,17
0,80	2,88	8,86	7,06
1,00	3,60	11,03	8,80



spessore (mm)	interasse cm						
	60	80	100	120	150	200	225
0,60	451	254	162	103	53	-	-
0,70	528	297	190	120	62	-	-
0,80	605	340	218	138	71	-	-
1,00	753	424	271	172	88	-	-



spessore (mm)	interasse cm						
	60	80	100	120	150	200	225
0,60	591	333	213	148	95	53	-
0,70	693	390	249	173	111	62	-
0,80	793	446	285	198	127	71	52
1,00	987	555	355	247	158	89	65



esempio di sormonto:
1 capillarità
2 sormonto laterale di un'onda e mezzo